



Thank You!

You have successfully downloaded your document from Workbenchmagazine.com. Below are some tips for Trouble-Free Printing

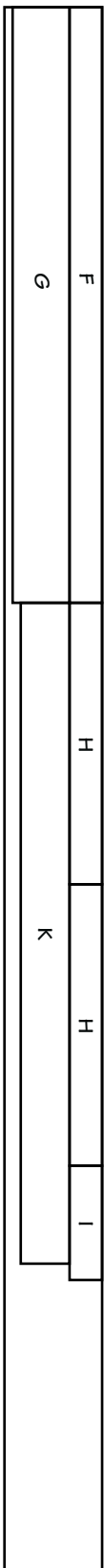
- 1)** Clear printer memory. If you are unable to print this document, turn off your printer for at least 15 seconds and try again.
- 2)** Print two or three pages at a time. If clearing the printer memory didn't help, try printing only two or three pages at one time, rather than sending the entire file
- 3)** If a document is required to be at an accurate scale set the page scaling option to "none" in your printer settings.
- 4)** Get advanced printer help. Visit Adobe Support for instructions in troubleshooting common printer problems.

<http://www.adobe.com/support/techdocs/316508.html>

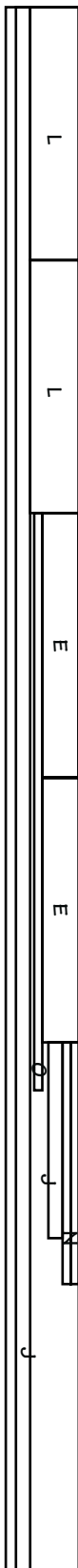
WB 262

NOV/DEC 2000


3/4" x 6" - 96"



3/4" x 4 1/2" - 96"



3/4" x 48" x 96"



ALSO NEEDED: ONE PIECE OF 1/4" PLYWOOD 16 1/2" x 40" FOR PART (B)

NOTE: DOES NOT INCLUDE BASE OR BASE MOULDING

WB 262

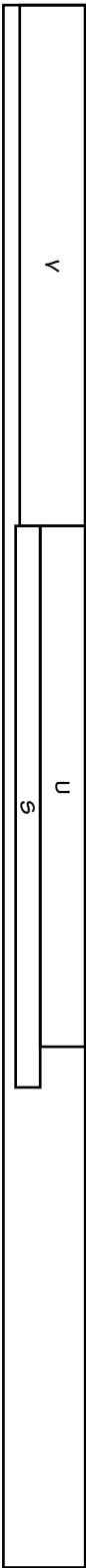
(MATERIALS FOR ONE)

NOV/DEC 2000


3/4" x 6" - 96"



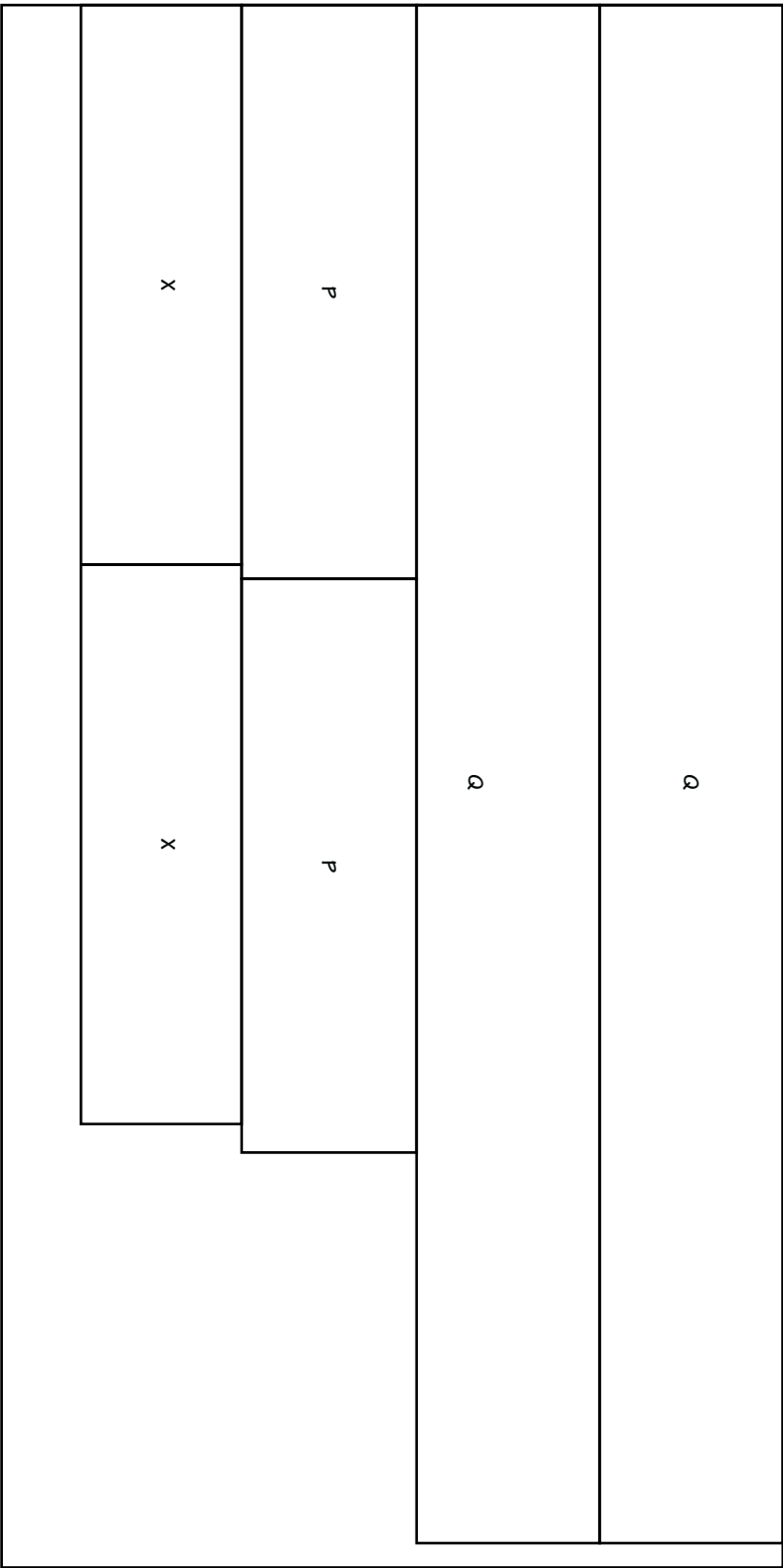
3/4" x 5" - 96"



3/4" x 5" - 96"

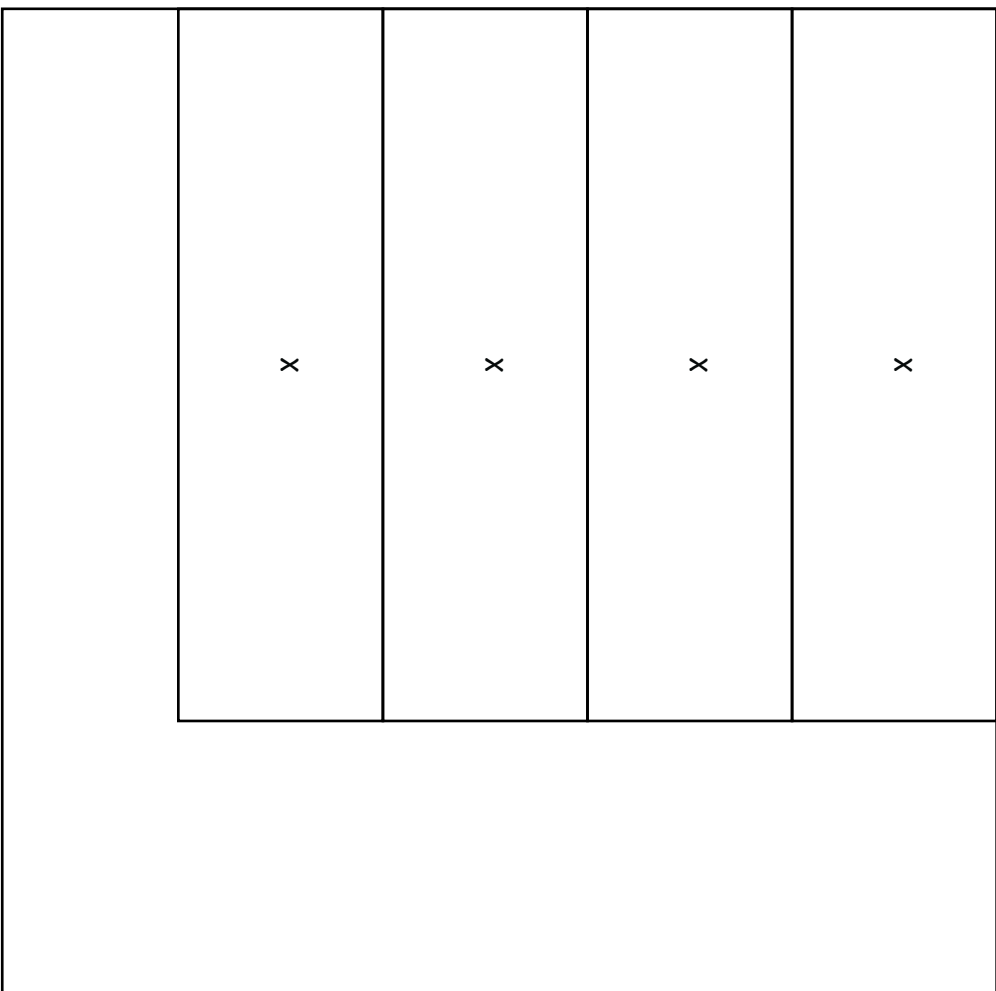


3/4" x 48" x 96"



(CONTINUED)

3/4" x 48" x 48"



ALSO NEEDED; ONE PIECE OF 1/4" PLYWOOD 35 1/2" x 87" FOR PART (T)

NOTE: BOOKCASE MATERIALS CUTTING DIAGRAM DOES NOT INCLUDE BASE, BASE MOULDINGS,
TOP COVE MOULDINGS, OR MATERIALS FOR THE BRIDGE