



Thank You!

You have successfully downloaded your document from Workbenchmagazine.com. Below are some tips for Trouble-Free Printing

- 1)** Clear printer memory. If you are unable to print this document, turn off your printer for at least 15 seconds and try again.
- 2)** Print two or three pages at a time. If clearing the printer memory didn't help, try printing only two or three pages at one time, rather than sending the entire file
- 3)** If a document is required to be at an accurate scale set the page scaling option to "none" in your printer settings.
- 4)** Get advanced printer help. Visit Adobe Support for instructions in troubleshooting common printer problems.

<http://www.adobe.com/support/techdocs/316508.html>

MATERIALS LIST



MATERIAL LIST

Part	Qty	Size	Material
PLANER CART			
N	2	3/4" x 16 1/2" x 28 1/4"	Baltic Birch Plywo
O	4	3/4" x 1 1/2" x 28 1/4"	Maple
P	2	3/4" x 1 1/2" x 17 1/2"	Maple
Q	2	3/4" x 2 1/2" x 16"	Maple
R	1	3/4" x 16 1/2" x 25 1/2"	Baltic Birch Plywo
S	2	3/4" x 5 1/2" x 24"	Maple
T	1	3/4" x 16 1/2" x 23"	Baltic Birch Plywo
U	2	3/4" x 2 1/2" x 24"	Maple
V	2	3/4" x 2 1/2" x 16 1/2"	Maple

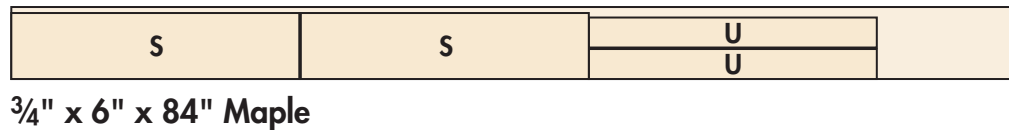
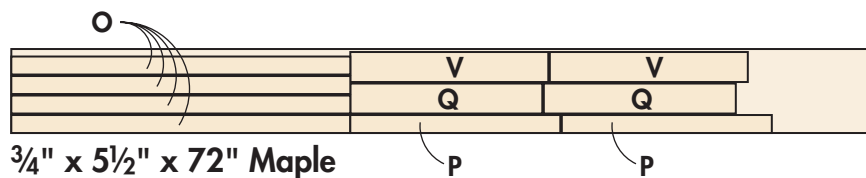
HARDWARE & PRE-ASSEMBLED ITEMS:

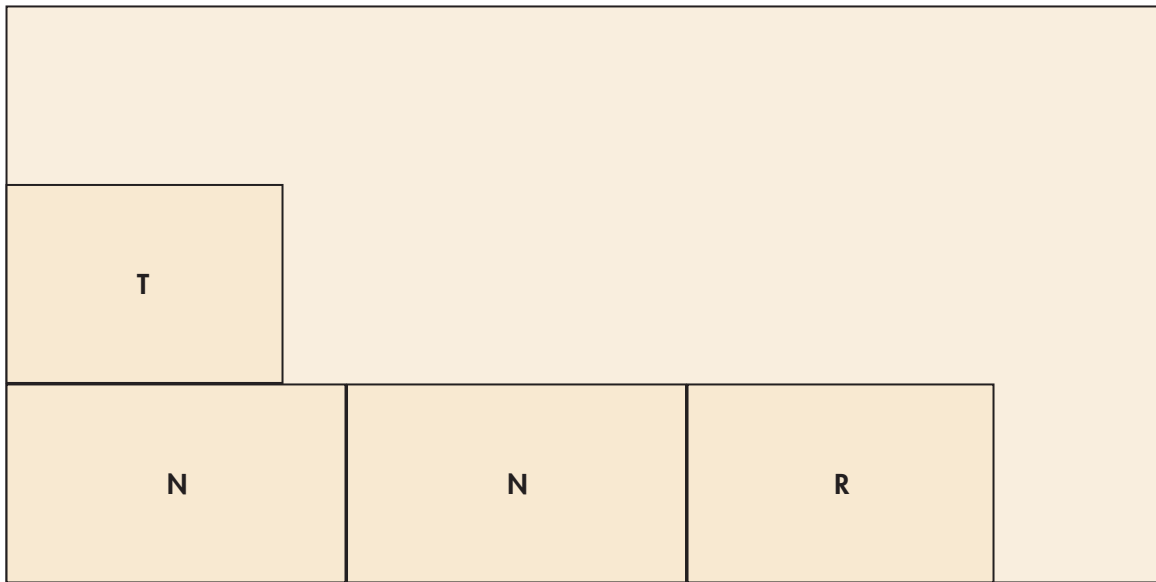
- (16) #8 x 1 1/2" Fh Woodscrews
- (12) #10 x 3" Fh Screws
- (2) 3/8" Carriage Bolts, 3" long
- (2) 3/8" ID Nylon Sleeves, 2" long
- (2) 3/8" Washers
- (2) 3/8" Nuts
- (2) 2" Barrel Bolts*
- (2) 3" Swivel-Locking Casters*
- (2) 3" Fixed Casters*

** (Item available at KregTools.com or 800-447-8638)

* (Items available at Lowe's stores. To find a store in your area, visit Lowes.com, or call 800-445-6937)

CUTTING DIAGRAM





3/4" x 48" x 96" Maple Plywood