



Thank You!

You have successfully downloaded your document from Workbenchmagazine.com. Below are some tips for Trouble-Free Printing

- 1)** Clear printer memory. If you are unable to print this document, turn off your printer for at least 15 seconds and try again.
- 2)** Print two or three pages at a time. If clearing the printer memory didn't help, try printing only two or three pages at one time, rather than sending the entire file
- 3)** If a document is required to be at an accurate scale set the page scaling option to "none" in your printer settings.
- 4)** Get advanced printer help. Visit Adobe Support for instructions in troubleshooting common printer problems.

<http://www.adobe.com/support/techdocs/316508.html>

MATERIALS LIST



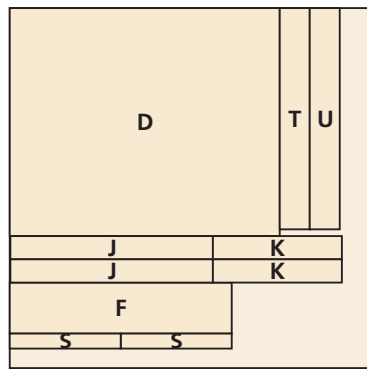
MATERIAL LIST

Part	Qty	Size	Material	Part	Qty	Size	Material		
CASE				R	BIT TRAY	2	¾" x 9¼" x 10⅝"	Plywood	
A	RIGHT SIDE	1	¾" x 13" x 22½"	Plywood	S	TRAY PULL	2	½" x 1¼" x 9¼"	Plywood
B	LEFT SIDE	1	¾" x 13" x 22½"	Plywood	T	WALL CLEAT	1	½" x 2½" x 18⅞"	Plywood
C	CASE BOTTOM	1	¾" x 12⅛" x 19"	Plywood	U	CASE CLEAT	1	½" x 2½" x 18⅞"	Plywood
D	CASE BACK	1	½" x 19" x 22½"	Plywood	V	KEEPER PLATE	1	¼" x 11¼" x 18½"	Hardboard
E	CASE DIVIDER	1	¾" x 12⅛" x 19"	Plywood	HARDWARE:				
F	HINGE PLATE	1	½" x 4¼" x 18½"	Plywood	• (12) #8 x 2" Fh Woodscrews				
G	GUIDE RAIL	2	¾" x 2" x 11"	Plywood	• (15) #8 x 1¼" Fh Woodscrews				
H	RUNNER	2	¼" x 9⅞" x 11"	Hardboard	• (8) #6 x 1¼" Fh Woodscrews				
I	MAGNET PLATE	2	¼" x ¾" x 2"	Hardboard	• (16) #12 x ⅝" Ph Woodscrews				
J	DRAWER FR./BK.	2	½" x 1⅞" x 16⅞"	Plywood	• (1) 1½" x 48" Continuous Hinge (cut into two hinges)				
K	DRAWER SIDES	2	½" x 1⅞" x 10¾"	Plywood	• (1) Friction Lid Stay (00T07.50)**				
L	DRAWER BOTTOM	1	¼" x 10¾" x 16⅞"	Hardboard	• (1) Drop-Front Stay (#00T07.12)**				
M	DRAWER PULL	1	¼" x 1" x 3"	Hardboard	• (2) Recessed Chest Handles (#NSH-10)*				
N	DROP-FRONT	1	¾" x 15¾" x 18⅞"	Plywood	• (2) Arc Door Pulls (#00W32.20)**				
O	LID TOP	1	¾" x 11⅞" x 18⅞"	Plywood	• (4) ⅞" x ½"-dia. Rare-Earth Magnets (#99K31.03)**				
P	LID FRONT	1	¾" x 4¾" x 18⅞"	Plywood	• (4) ½"-dia Magnet Washers (#99K32.62)**				
Q	CORNER BRACE	1	¾" x ¾" x 18⅞"	Plywood	• (4) Six-Packs of ¼" Bit Holders (#16J03.61)**				
				• (4) Six-Packs of ½" Bit Holders (#16J03.62)**					

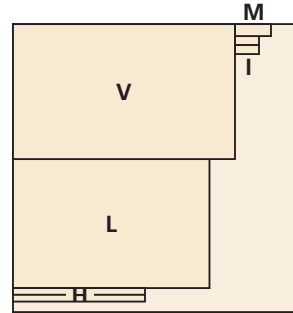
*Item available from Reid Tool Co. (800-253-0421; ReidTool.com)

**Items available from Lee Valley (800-871-8158; LeeValley.com)

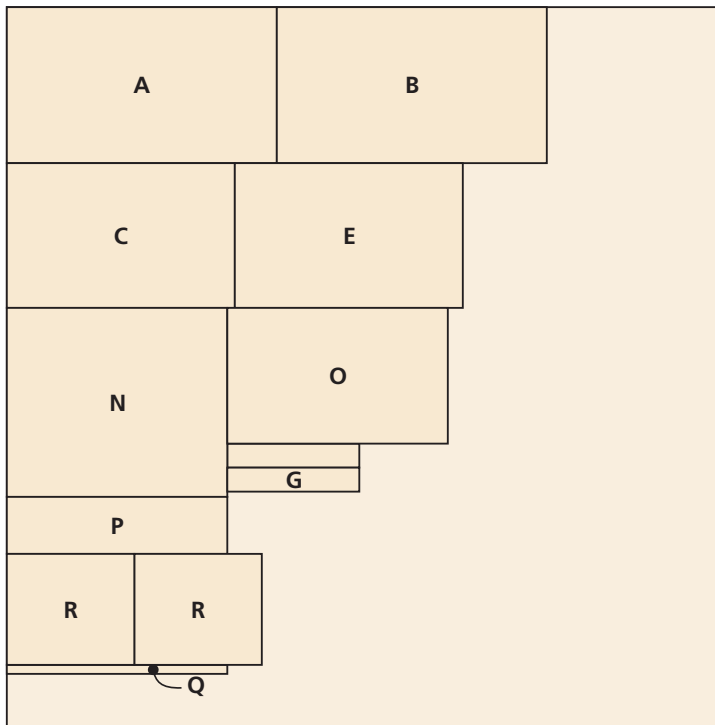
CUTTING DIAGRAM



1/2" x 30" x 30"
Baltic Birch Ply



1/4" x 24" x 24"
Tempered Hardboard



3/4" x 60" x 60" Baltic Birch Plywood