



# Thank You!

---

**You have successfully downloaded your document from Workbenchmagazine.com. Below are some tips for Trouble-Free Printing**

- 1)** Clear printer memory. If you are unable to print this document, turn off your printer for at least 15 seconds and try again.
  
- 2)** Print two or three pages at a time. If clearing the printer memory didn't help, try printing only two or three pages at one time, rather than sending the entire file
  
- 3)** If a document is required to be at an accurate scale set the page scaling option to "none" in your printer settings.
  
- 4)** Get advanced printer help. Visit Adobe Support for instructions in troubleshooting common printer problems.

<http://www.adobe.com/support/techdocs/316508.html>

## MATERIALS LIST



Part	Qty	Size	Material	
<b>OTTOMAN CASE</b>				
A	FRT./BK. TOP RAIL	2	¾" x 1¾" x 20⅞"	Red Oak
B	FRT./BK. BTM. RAIL	2	¾" x 2¼" x 20⅞"	Red Oak
C	SIDE TOP RAILS	2	¾" x 1¾" x 14¼"	Red Oak
D	SIDE BTM. RAILS	2	¾" x 2¼" x 14¼"	Red Oak
E	FRONT/BACK LEG	4	¾" x 1¾" x 15"	Red Oak
F	SIDE LEGS	4	¾" x 1⅝" x 15"	Red Oak
G	BACK PANEL	1	¼" x 8¾" x 21⅜"	Red Oak Plywood
H	SIDE PANELS	2	¼" x 8¾" x 14¾"	Red Oak Plywood
I	FILLER BLOCKS	4	1" x 1" x 4¾"	Red Oak
J	FILLER STRIP	1	½" x 1¾" x 22⅞"	Red Oak
<b>DRAWER</b>				
K	FRONT/BACK	2	½" x 5" x 19⅜"	Maple
L	SIDES	2	½" x 5" x 14½"	Maple
M	BOTTOM	1	¼" x 14" x 19⅜"	Maple Plywood
N	SPACERS	2	½" x 2½" x 16¼"	Maple
O	SPACER BLOCKS	4	½" x ¾" x 2½"	Maple
P	FALSE FRONT	1	¾" x 8⅞" x 20⅞"	Red Oak
<b>TRAY</b>				
Q	FRONT/BACK	2	½" x 3¾" x 22⅞"	Maple

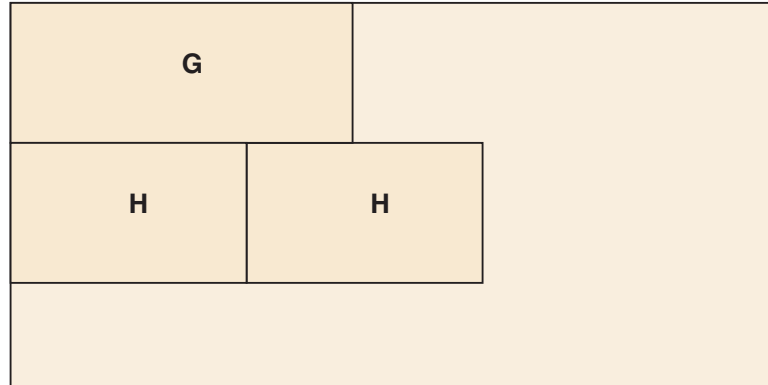
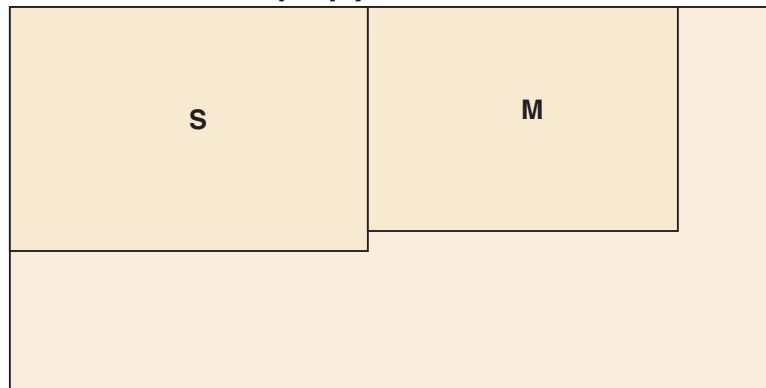
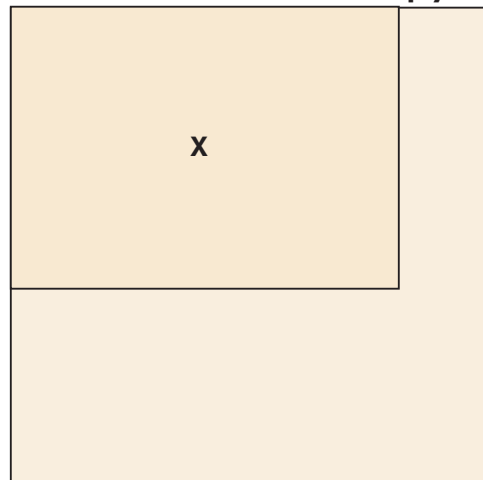
Part	Qty	Size	Material	
R	SIDES	2	½" x 3¾" x 14¾"	Maple
S	TRAY BOTTOM	1	¼" x 15¼" x 22⅞"	Maple Plywood
<b>TOP CAP, TRIM, &amp; LID</b>				
T	CAP FRONT/BACK	2	½" x 2⅞" x 25⅞"	Red Oak
U	CAP SIDES	2	½" x 2⅞" x 18½"	Red Oak
V	TRIM FRT./BACK	2	½" x ¾" x 25⅞"	Red Oak
W	TRIM SIDES	2	½" x ¾" x 18½"	Red Oak
X	LID	1	¾" x 17⅞" x 24¼"	Balt. Birch Plywood




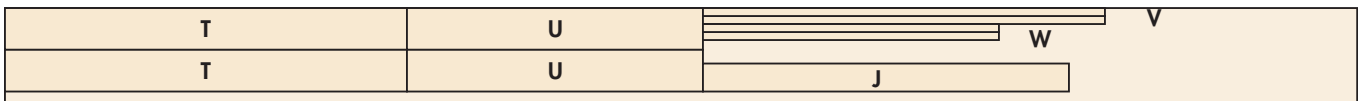
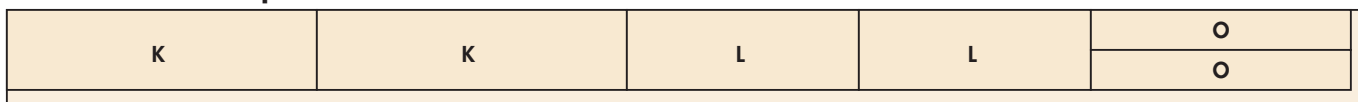
### HARDWARE

- (32) #8 x 1¼" Pocket Screws
- (4) Nylon Chair Glides
- (2) Accuride 14" Black Box Drawer Slides (#89674) \*
- (1) 3⅞" Antique Nickel Square Drawer Pull (02W31.32) \*\*
- (4) #8 x 1" Fh Woodscrews
- (20) 1" Brads
- (2) Blum 35MM Variable-Overlay Cup Hinges (#90788) \*
- (2) DVD Holder Tracks (#30510) \*
- OR
- (3) CD Holder Tracks (#30536) \*

\* Items available from Rockler (800-279-4441; Rockler.com)

\*\* Item available from Lee Valley (800-871-8158; LeeValley.com)

**CUTTING DIAGRAM****1/4" x 24" x 48" Oak plywood****1/4" x 24" x 48" Maple plywood****3/4" x 30" x 30" Baltic Birch plywood**

**3/4" x 5" x 96" Oak****3/4" x 5" x 96" Oak****3/4" x 5" x 48" Oak****1/2" x 4" x 96" Oak****1/2" x 6" x 96" Maple****1/2" x 5" x 96" Maple**