



# Thank You!

---

**You have successfully downloaded your document from Workbenchmagazine.com. Below are some tips for Trouble-Free Printing**


- 1)** Clear printer memory. If you are unable to print this document, turn off your printer for at least 15 seconds and try again.
- 2)** Print two or three pages at a time. If clearing the printer memory didn't help, try printing only two or three pages at one time, rather than sending the entire file
- 3)** If a document is required to be at an accurate scale set the page scaling option to "none" in your printer settings.
- 4)** Get advanced printer help. Visit Adobe Support for instructions in troubleshooting common printer problems.



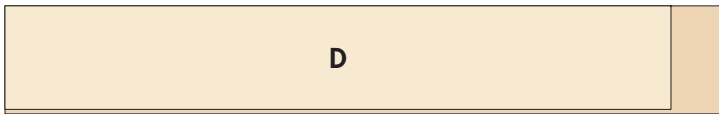
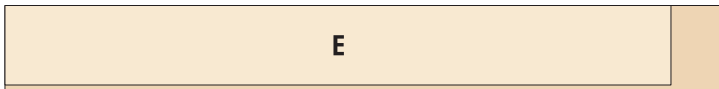


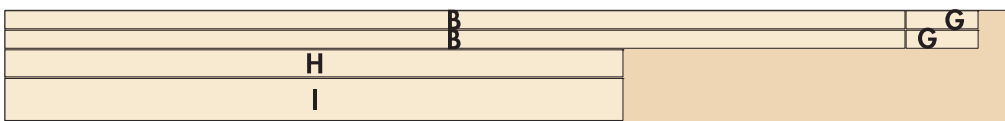
<http://www.adobe.com/support/techdocs/316508.html>

## MATERIALS LIST



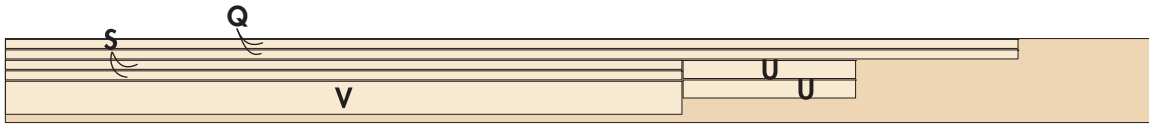
## MATERIALS & HARDWARE

Part	Qty	T	W	L	Material	Part	Qty	T	W	L	Material		
<b>Bed Frame</b>						<b>S</b>	Headboard Edging	2	1/4"	3/4"	56 3/8"	Maple	
<b>A</b>	Inner Frame Struts	10	3/4"	1 1/2"	52 1/2"	Maple	<b>T</b>	Top Panel	1	3/4"	14 3/8"	56 3/8"	Maple Plywood
<b>B</b>	Inner Frame Sides	2	3/4"	1 1/2"	75"	Maple	<b>U</b>	End Cleats	2	3/4"	1 1/2"	14 3/8"	Maple
<b>C</b>	Face Panels	2	3/4"	27"	75"	Maple Plywood	<b>V</b>	Front/Back Rails	2	3/4"	2 3/4"	56 3/8"	Maple
<b>D</b>	Head Rail	1	3/4"	8 5/8"	55 1/2"	Maple	<b>W</b>	Bottom Trim Board	1	3/4"	4"	56 3/8"	Maple
<b>E</b>	Foot Rail	1	3/4"	6 5/8"	55 1/2"	Maple	<b>X</b>	Mattress Support Panels	2	1/4"	27"	75"	Maple Plywood
<b>F</b>	Side Rails	2	3/4"	6 5/8"	75"	Maple	<ul style="list-style-type: none"> <li>(1) Create-A-Bed Hardware Kit for full bed, vertical installation (#89624)*</li> <li>(12) #10 x 2" Fh Woodscrews &amp; Finish Washers</li> <li>(1) 1/2" Rare-Earth Magnet, Cup &amp; Washer</li> <li>(2) 1/4" Steel Pin, 3" long</li> <li>(4) 3/16" Fender Washers (1 1/4" O.D.)</li> <li>(2) 3/16" Roundhead Metal Screws</li> <li>(2) 3/16" Nuts</li> <li>(2) #42 Servalite Springs</li> <li>(1) 1"-wide Nylon Strap, 10" long</li> <li>(20) #8 x 2" Fh Woodscrews</li> <li>(18) #8 x 1 1/4" Fh Woodscrews</li> <li>(30) 1 1/4" Pocket Screws</li> <li>(6) #10 x 2 1/2" Fh Woodscrews</li> </ul>						
<b>G</b>	Shims	2	1/4"	1 1/2"	6"	Maple	<p>*Item available at 800-279-4441, <a href="http://www.Rockler.com">www.Rockler.com</a></p>						
<b>H</b>	Top Rail	1	3/4"	2 1/4"	51 1/2"	Maple							
<b>I</b>	Bottom Rail	1	3/4"	3 1/2"	51 1/2"	Maple	<p><b>Murphy Bed Cutting Diagram</b></p>						
<b>J</b>	Side Stiles	2	3/4"	2 1/4"	31 1/16"	Maple	<p><a href="http://WorkbenchMagazine.com">WorkbenchMagazine.com</a></p>						
<b>K</b>	Field Stiles	3	3/4"	2"	25 5/16"	Maple							
<b>L</b>	Face Frame Ledge	1	3/4"	1 1/2"	56"	Maple							
<b>M</b>	Upper Trim Stiles	2	3/4"	2 1/4"	45 7/16"	Maple							
<b>N</b>	Leg	1	3/4"	7 3/4"	51"	Maple							
<b>O</b>	Pivot Rail	1	3/4"	2 1/4"	51 1/2"	Maple							
<b>Cabinet</b>													
<b>P</b>	Sides	2	3/4"	15 1/8"	84 3/8"	Maple Plywood							
<b>Q</b>	Side Edging	2	3/4"	3/4"	84 3/8"	Maple							
<b>R</b>	Headboard	1	3/4"	15 1/2"	56 3/8"	Maple Plywood							

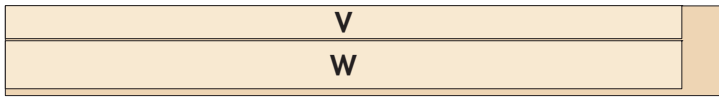
 **$\frac{3}{4}$ " x 8  $\frac{1}{4}$ " x 60" Maple** **$\frac{3}{4}$ " x 8  $\frac{1}{4}$ " x 60" Maple** **$\frac{3}{4}$ " x 9" x 60" Maple** **$\frac{3}{4}$ " x 7" x 60" Maple** **$\frac{3}{4}$ " x 7" x 84" Maple** **$\frac{3}{4}$ " x 7" x 84" Maple** **$\frac{3}{4}$ " x 9 $\frac{1}{2}$ " x 84" Maple ("G" is  $\frac{1}{4}$ " thick)** **$\frac{3}{4}$ " x 9" x 96" Maple**




**3/4" x 8" x 108" Maple**




**3/4" x 7" x 96" Maple ("S" is 1/4" thick)**



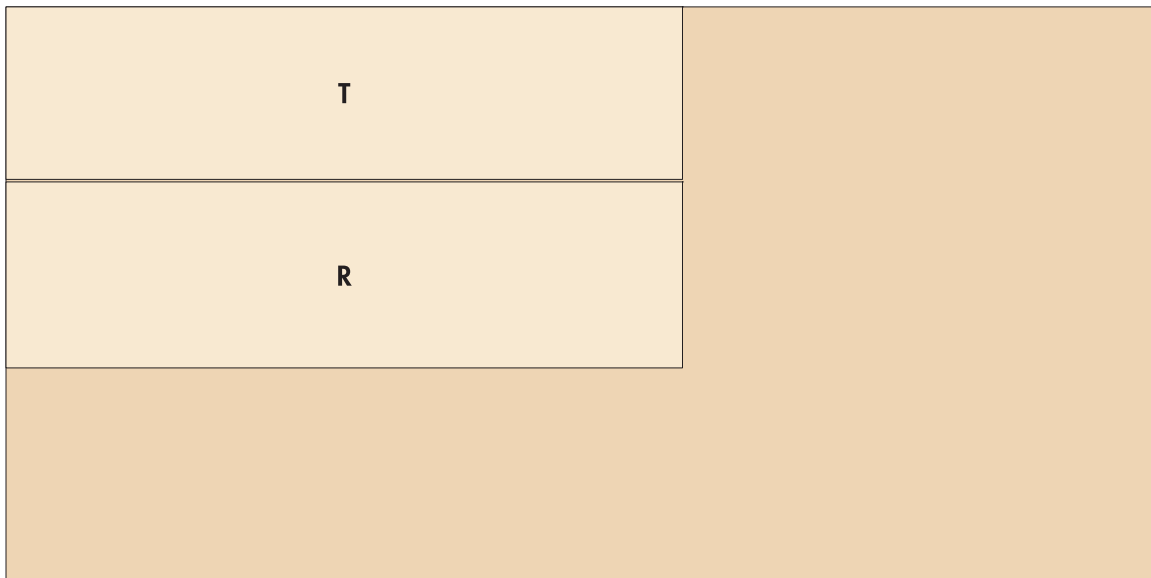
**3/4" x 7 1/2" x 60" Maple**




**3/4" x 48" x 96" Maple Plywood**




**3/4" x 48" x 96" Maple Plywood**



**3/4" x 48" x 96" Maple Plywood**



**1/4" x 48" x 96" Maple Plywood**



**1/4" x 48" x 96" Maple Plywood**