



Thank You!

You have successfully downloaded your document from Workbenchmagazine.com. Below are some tips for Trouble-Free Printing

- 1)** Clear printer memory. If you are unable to print this document, turn off your printer for at least 15 seconds and try again.

- 2)** Print two or three pages at a time. If clearing the printer memory didn't help, try printing only two or three pages at one time, rather than sending the entire file

- 3)** If a document is required to be at an accurate scale set the page scaling option to "none" in your printer settings.

- 4)** Get advanced printer help. Visit Adobe Support for instructions in troubleshooting common printer problems.

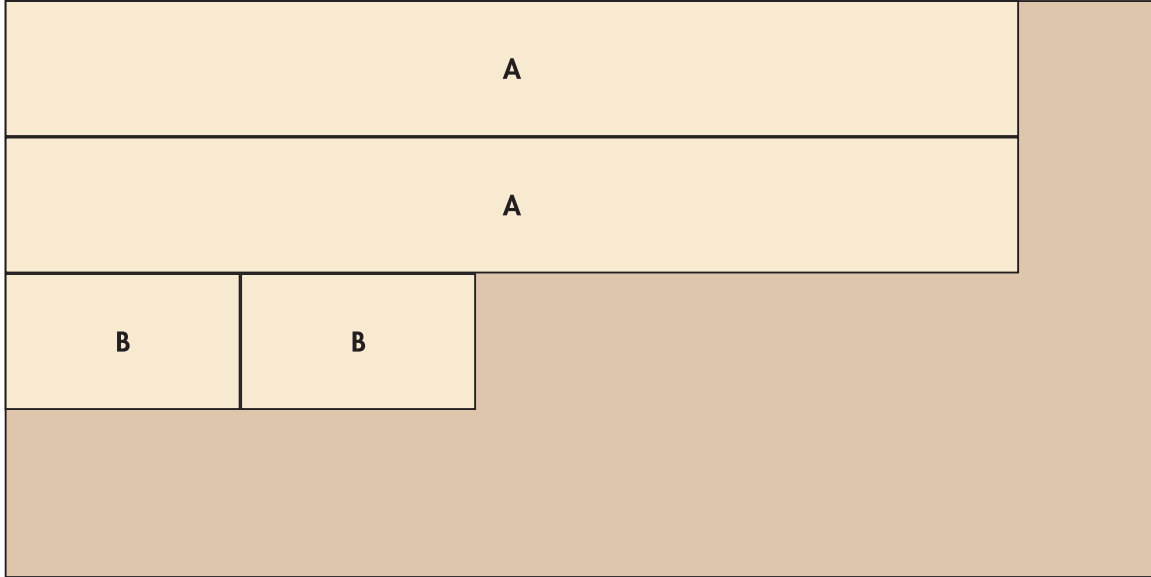
<http://www.adobe.com/support/techdocs/316508.html>

MATERIALS LIST




MATERIALS & HARDWARE

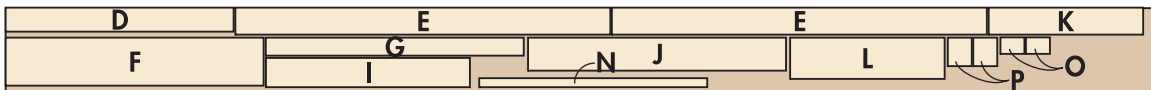
	Part	Qty	T	W	L	Material
A	Cabinet Sides	2	3/4"	11 1/4"	84 3/8"	Maple Plywood
B	Top, Btm., Fixed Shelf	3	3/4"	11 1/4"	19 1/2"	Maple Plywood
C	Back	1	1/4"	20 1/2"	84 3/8"	Maple Plywood
D	Mounting Cleats	2	3/4"	2"	19"	Maple
E	Lower Stiles	2	3/4"	2 1/4"	31 1/4"	Maple
F	Bottom Rail	1	3/4"	4"	21 1/2"	Maple
G	Ledge	1	3/4"	1 1/2"	21 1/2"	Maple
H	Upper Stiles	2	3/4"	2 1/4"	45 5/8"	Maple
I	Upper Rail	1	3/4"	2 7/16"	17"	Maple
J	Fascia Board	1	3/4"	2 3/4"	21 1/2"	Maple
K	Upper Door Rail	1	3/4"	2 1/4"	12 7/8"	Maple
L	Lower Door Rail	1	3/4"	3 7/16"	12 7/8"	Maple
M	Door Stiles	2	3/4"	2"	31 1/8"	Maple
N	Doorstop	1	3/4"	3/4"	19"	Maple
O	Upper Loose Tenon	2	3/8"	1 3/8"	2"	Maple
P	Lower Loose Tenon	2	3/8"	2 3/8"	2"	Maple



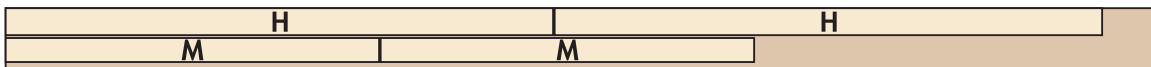
3/4" x 48" x 96" Maple Plywood



1/4" x 24" x 96" Maple Plywood



3/4" x 7" x 96" Maple



3/4" x 5" x 96" Maple