



Thank You!

You have successfully downloaded your document from Workbenchmagazine.com. Below are some tips for Trouble-Free Printing

- 1)** Clear printer memory. If you are unable to print this document, turn off your printer for at least 15 seconds and try again.

- 2)** Print two or three pages at a time. If clearing the printer memory didn't help, try printing only two or three pages at one time, rather than sending the entire file

- 3)** If a document is required to be at an accurate scale set the page scaling option to "none" in your printer settings.

- 4)** Get advanced printer help. Visit Adobe Support for instructions in troubleshooting common printer problems.

<http://www.adobe.com/support/techdocs/316508.html>

MATERIALS LIST




MATERIALS & HARDWARE

Part	Qty.	T	W	L	Material
A	2	3/4"	22 1/2"	72"	Maple Plywood
B	2	3/4"	22 1/2"	30"	Maple Plywood
C	1	3/4"	22 1/2"	30"	Maple Plywood
D	1	3/4"	30"	34 3/4"	Maple Plywood
E	4	3/4"	2"	72"	Maple Hardwood
F	6	3/4"	2"	27"	Maple Hardwood
G	4	3/4"	10 1/2"	29 3/8"	Maple Plywood
H	2	3/4"	21 7/8"	29 3/8"	Maple Plywood
I	8	1/4"	3/4"	29 3/8"	Maple Hardwood
J	2	3/4"	4"	31"	Maple Hardwood

- (34) #8 x 2" Fh Woodscrews
- (16) 5/16" x 1" Stove Bolts
- (4) 4" Casters (two fixed, two swivel locking)
- (24) 1 1/4" Pocket Screws
- (24) 1/4" Shelf Supports
- (8) #10 x 1/2" Fh Woodscrews
- (1) 3/4" Galv. Pipe, 12" long (threaded both ends)
- (2) 3/4" Street Ls
- (2) 3/4" Flanges
- (24) Finish Washers

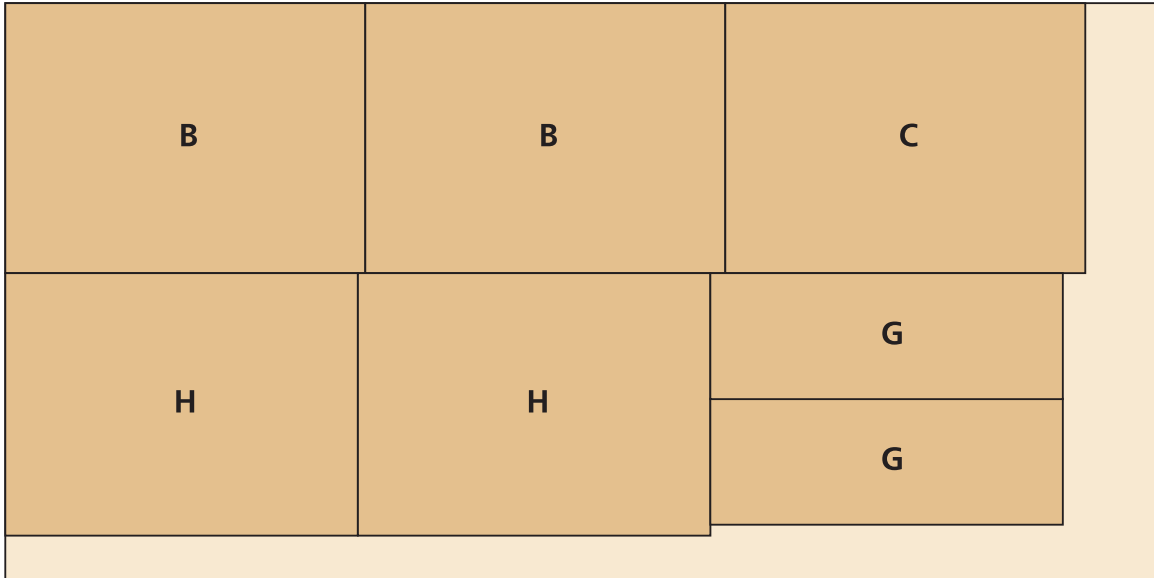
CUTTING DIAGRAM

48 x 96 - 3/4 MAPLE PLYWOOD

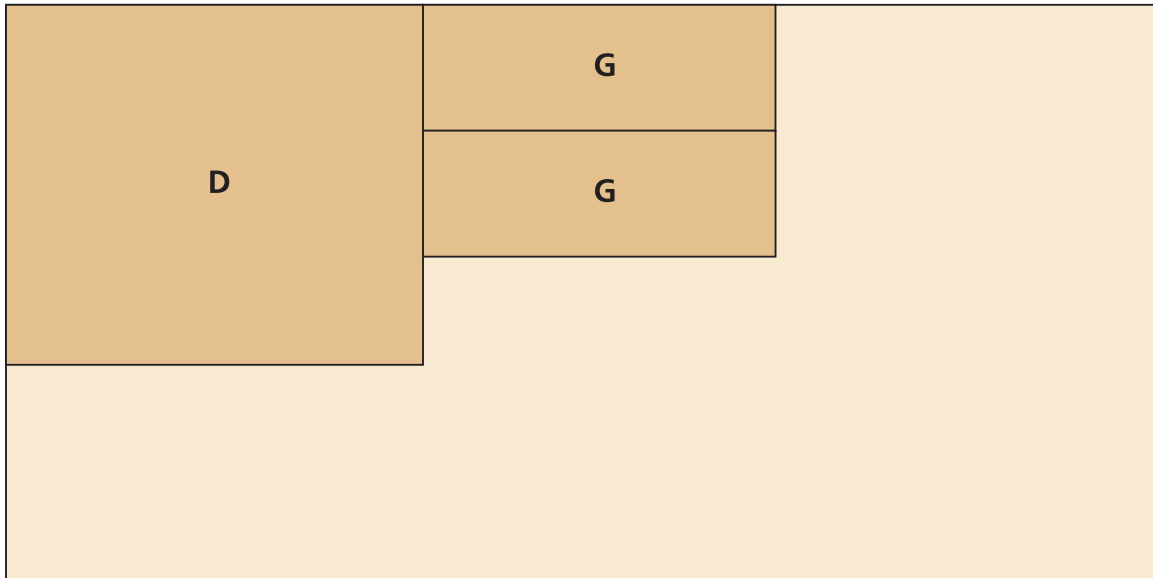


CUTTING DIAGRAM


48 x 96 - 3/4 MAPLE PLYWOOD



48 x 96 - 3/4 MAPLE PLYWOOD



3/4 x 7 x 96 HARD MAPLE (2) BOARDS @4.66 BD. FT. EA.



3/4 x 4 1/2 x 96 HARD MAPLE @4.66 BD. FT.

