



# Thank You!

---

**You have successfully downloaded your document from Workbenchmagazine.com. Below are some tips for Trouble-Free Printing**

- 1)** Clear printer memory. If you are unable to print this document, turn off your printer for at least 15 seconds and try again.
- 2)** Print two or three pages at a time. If clearing the printer memory didn't help, try printing only two or three pages at one time, rather than sending the entire file
- 3)** If a document is required to be at an accurate scale set the page scaling option to "none" in your printer settings.
- 4)** Get advanced printer help. Visit Adobe Support for instructions in troubleshooting common printer problems.

<http://www.adobe.com/support/techdocs/316508.html>

## MATERIALS LIST


| Part | Qty | T    | W        | L        | Material     |
|------|-----|------|----------|----------|--------------|
| A    | 4   | 3/4" | 6 1/2"   | 30"      | Oak Hardwood |
| B    | 2   | 3/4" | 7"       | 18"      | Oak Hardwood |
| C    | 2   | 1/8" | 1"       | 3 1/16"  | Hardboard    |
| D    | 1   | 1/8" | 1"       | 8 3/8"   | Hardboard    |
| E    | 4   | 1/2" | 2 1/4"   | 2 1/2"   | Oak Hardwood |
| F    | 1   | 3/4" | 22"-dia. | 22"-dia. | Oak Hardwood |
| G    | 2   | 3/4" | 2"       | 17 1/2"  | Oak Hardwood |

- (4) #8 x 1 3/4" Rh Woodscrews
- (4) 3/8" Washers
- (1) 1/4" Dowel, 1 1/4" long

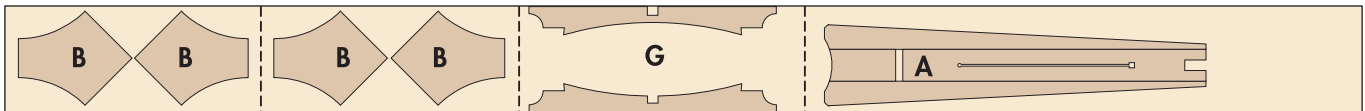
\*Rough dimensions shown

## CUTTING DIAGRAM

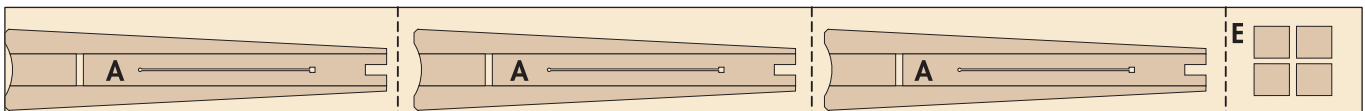
3/4" x 8" x 72" Quartersawn Red Oak Lumber



3/4" x 8" x 96" Quartersawn Red Oak Lumber



3/4" x 8" x 96" Quartersawn Red Oak Lumber



1/8" x 3" x 10" hardboard



C and D