



# Thank You!

---

**You have successfully downloaded your document from Workbenchmagazine.com. Below are some tips for Trouble-Free Printing**

- 1)** Clear printer memory. If you are unable to print this document, turn off your printer for at least 15 seconds and try again.
- 2)** Print two or three pages at a time. If clearing the printer memory didn't help, try printing only two or three pages at one time, rather than sending the entire file
- 3)** If a document is required to be at an accurate scale set the page scaling option to "none" in your printer settings.
- 4)** Get advanced printer help. Visit Adobe Support for instructions in troubleshooting common printer problems.

<http://www.adobe.com/support/techdocs/316508.html>

## MATERIALS LIST

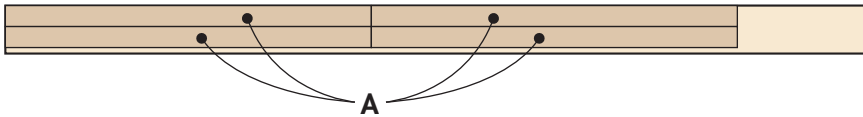
Part	Qty.	T	W	L	Material	Part	Qty.	T	W	L	Material
A	4	1 3/4"	1 3/4"	30 1/2"	Cherry Hardwood	O	2	1/2"	5 3/16"	25 15/16"	Cherry Hardwood
B	2	1"	5 1/16"	14 5/8"	Cherry Hardwood	P	2	3/4"	6 15/16"	25 15/16"	Cherry Hardwood
C	2	1"	4 1/4"	14 5/8"	Cherry Hardwood	Q	4	1/2"	6 15/16"	15 1/8"	Cherry Hardwood
D	2	5/8"	5 3/16"	17 9/16"	Cherry Hardwood	R	2	1/2"	6 15/16"	25 15/16"	Cherry Hardwood
E	4	5/8"	4 13/16"	17 9/16"	Cherry Hardwood	S	2	3/4"	7 15/16"	25 15/16"	Cherry Hardwood
F	2	1"	3"	55 1/4"	Cherry Hardwood	T	4	1/2"	7 15/16"	15 1/8"	Cherry Hardwood
G	2	3/4"	15 7/8"	54 1/4"	Maple Plywood	U	2	1/2"	7 15/16"	25 15/16"	Cherry Hardwood
H	3	3/4"	15 7/8"	22 1/4"	Maple Plywood	V	6	1/4"	15"	25 7/16"	Cherry Plywood
I	4	3/4"	15 7/8"	26 1/2"	Maple Plywood						
J	1	1/4"	3/4"	24 lin. ft.	Cherry Hardwood						
K	1	1/4"	23 1/4"	54 1/4"	Maple Plywood						
L	1	3/4"	18 3/8"	59 3/16"	Cherry Hardwood						
M	2	3/4"	5 3/16"	25 15/16"	Cherry Hardwood						
N	4	1/2"	5 3/16"	15 1/8"	Cherry Hardwood						

- (68) #8 x 1 1/4" Fh Woodscrews
- (8) #8 x 1" Panhead Screws
- (8) 5/8"-diameter Washers
- (6) Bronze Orb Core Cup Pulls (#2402-0273)


Cup pulls available from Restoration Hardware at 800-762-1005 or [www.RestorationHardware.com](http://www.RestorationHardware.com)

## CUTTING DIAGRAM

3/4" x 4" x 72" Cherry Hardwood



5/4" x 7" x 96" Cherry Hardwood



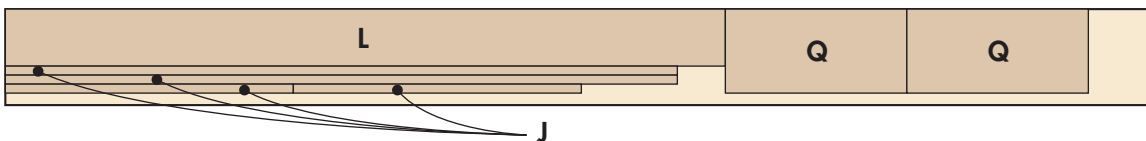
5/4" x 6" x 36" Cherry Hardwood

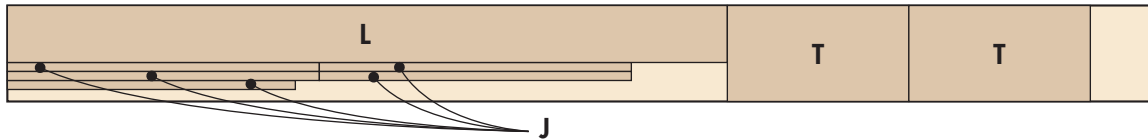


4/4" x 6" x 96" Cherry Hardwood

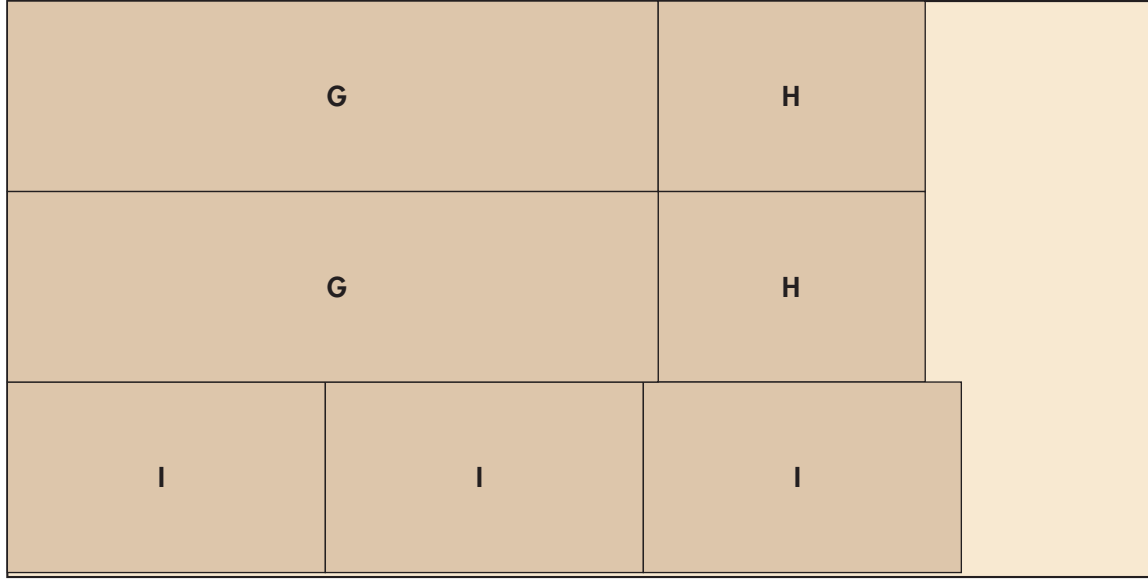


4/4" x 8" x 96" Cherry Hardwood

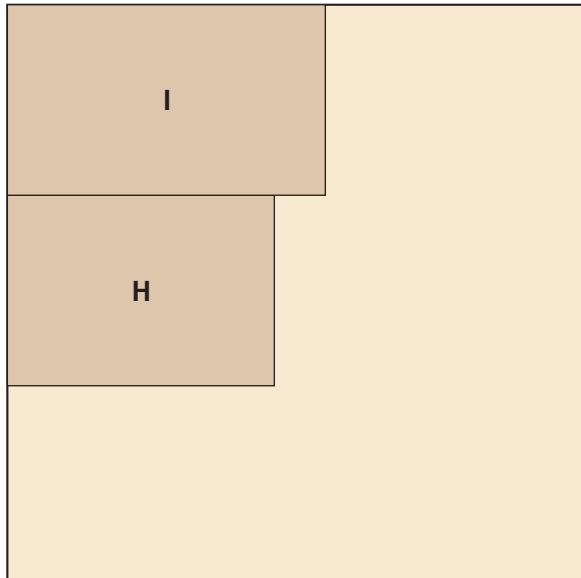


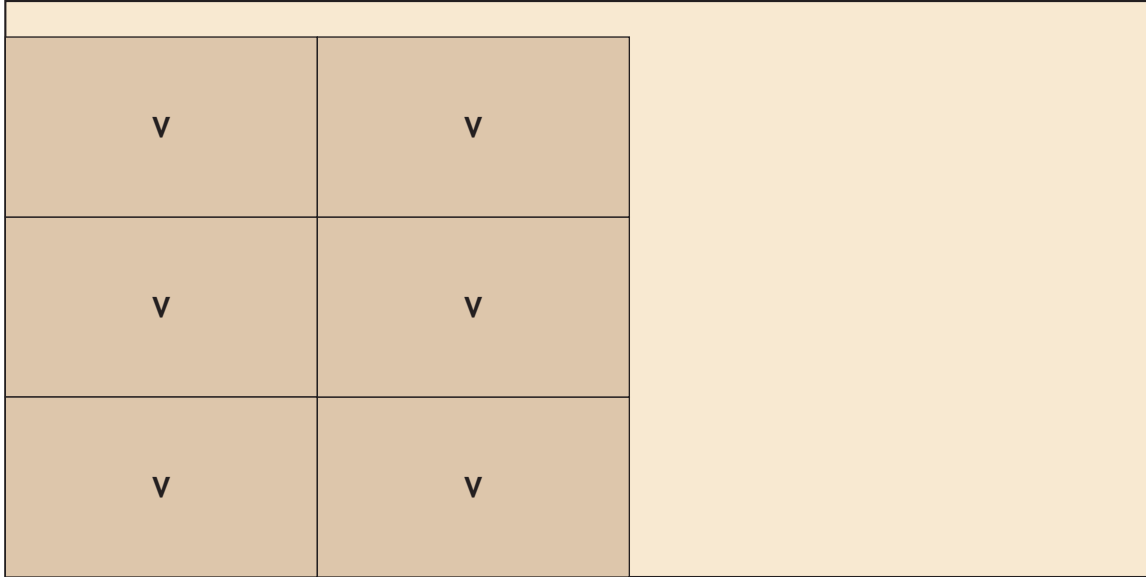
**CUTTING DIAGRAM****3/4 x 8" x 96" Cherry Hardwood****3/4 x 8" x 96" Cherry Hardwood****3/4 x 9" x 96" Cherry Hardwood****3/4 x 9" x 96" Cherry Hardwood****3/4 x 9" x 96" Cherry Hardwood****3/4 x 8" x 96" Cherry Hardwood****3/4 x 6" x 96" Cherry Hardwood**

**3/4 x 48" x 96" Maple Plywood**



**3/4 x 48" x 48" Maple Plywood**



**1/4 x 48" x 96" Maple Plywood****1/4 x 48" x 96" Maple Plywood**