



Thank You!

You have successfully downloaded your document from Workbenchmagazine.com. Below are some tips for Trouble-Free Printing


- 1)** Clear printer memory. If you are unable to print this document, turn off your printer for at least 15 seconds and try again.

- 2)** Print two or three pages at a time. If clearing the printer memory didn't help, try printing only two or three pages at one time, rather than sending the entire file

- 3)** If a document is required to be at an accurate scale set the page scaling option to "none" in your printer settings.

- 4)** Get advanced printer help. Visit Adobe Support for instructions in troubleshooting common printer problems.

<http://www.adobe.com/support/techdocs/316508.html>

METAL INSERT PATTERNS

Three Flowers (NOTE: Enlarge 200 percent to final size of 11 $\frac{7}{8}$ " H x 6 $\frac{1}{4}$ " W)



Sunflower (NOTE: Enlarge 200 percent to final size of 11 $\frac{7}{8}$ " H x 6 $\frac{1}{4}$ " W)


METAL INSERT PATTERNS

Poppy (NOTE: Enlarge 200 percent to final size of 11 $\frac{7}{8}$ " H x 6 $\frac{1}{4}$ " W)



Dragonfly (NOTE: Enlarge 200 percent to final size of 11 $\frac{7}{8}$ " H x 6 $\frac{1}{4}$ " W)

METAL INSERT PATTERNS



Pine Cone (NOTE: Enlarge 200 percent to final size of 11⁷/₈" H x 6¹/₄" W)



Noteholder (NOTE: Enlarge 200 percent to final size of 5⁷/₁₆" H x 5¹¹/₁₆" W)


Bookmark (NOTE: Enlarge 200 percent to final size of 7⁹/₁₆" H x 2" W)

METAL INSERT PATTERNS



Basic Number Frame with number spacing examples shown

House Numbers (3-Number Version)
(NOTE: Enlarge 200 percent to final size of 3¾" H x 6¼" W)



Alignment line

Alignment lines help lay out and square numbers inside frame

Alignment line

METAL INSERT PATTERNS



Basic Number Frame with number spacing examples shown

House Numbers (4-Number Version)
(NOTE: Enlarge 200 percent to final size of 3¾" H x 6¼" W)



Alignment lines help lay out and square numbers inside frame

METAL INSERT PATTERNS



Basic Number Frame with number spacing examples shown

House Numbers (5-Number Version)
(NOTE: Enlarge 200 percent to final size of 3¾" H x 6¼" W)



Alignment lines help lay out and square numbers inside frame