



# Thank You!

---

**You have successfully downloaded your document from Workbenchmagazine.com. Below are some tips for Trouble-Free Printing**

- 1)** Clear printer memory. If you are unable to print this document, turn off your printer for at least 15 seconds and try again.
- 2)** Print two or three pages at a time. If clearing the printer memory didn't help, try printing only two or three pages at one time, rather than sending the entire file
- 3)** If a document is required to be at an accurate scale set the page scaling option to "none" in your printer settings.
- 4)** Get advanced printer help. Visit Adobe Support for instructions in troubleshooting common printer problems.

<http://www.adobe.com/support/techdocs/316508.html>

## MATERIAL AND HARDWARE LIST

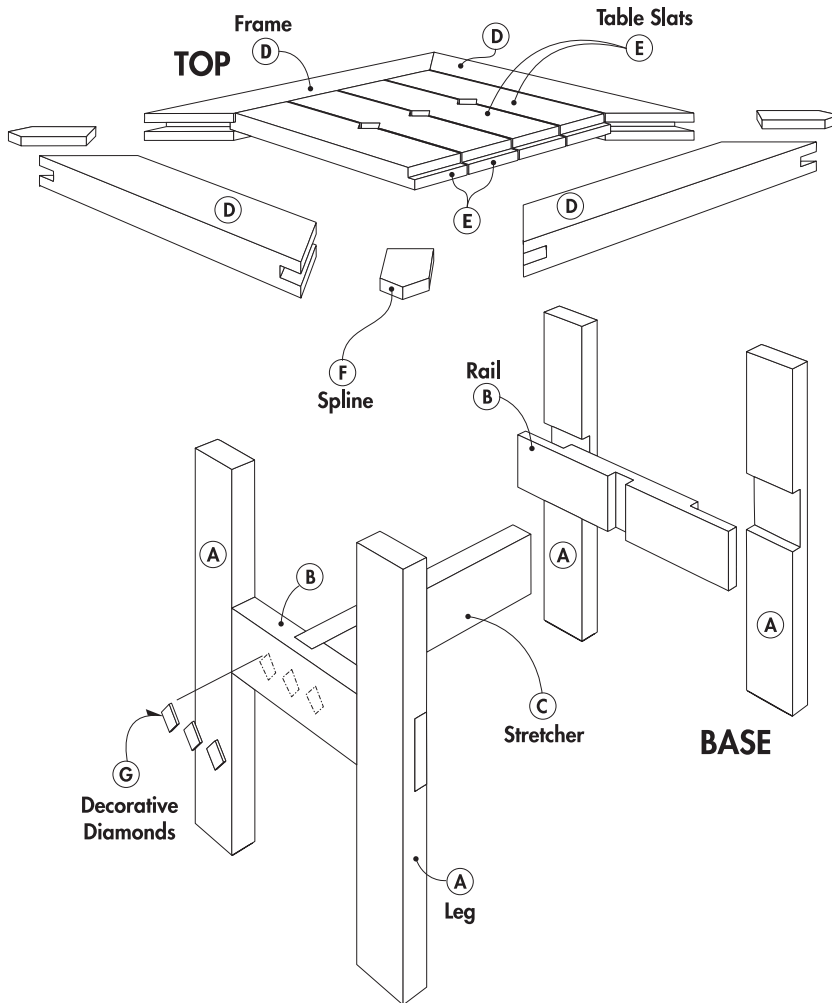
- A (4) Leg (2x4)
- B (2) Rail (2x4)
- C (1) Stretcher (2x4)
- D (4) Frame (2x4)
- E (4) Table Slats (1x6 decking)
- F (4) Spline (1x8)
- G (6) Decorative Diamonds (1x8)

- $1\frac{1}{2}$ " x  $3\frac{1}{2}$ " x 21"
- $1\frac{1}{2}$ " x  $3\frac{1}{2}$ " x  $17\frac{5}{8}$ "
- $1\frac{1}{2}$ " x  $3\frac{1}{2}$ " x  $16\frac{1}{8}$ "
- $1\frac{1}{2}$ " x  $3\frac{1}{2}$ " x  $21\frac{5}{8}$ "
- $1\frac{1}{16}$ " x  $3\frac{1}{2}$ " x  $15\frac{5}{8}$ "
- $\frac{1}{2}$ " x  $1\frac{7}{8}$ " x  $7\frac{1}{2}$ "
- $\frac{1}{4}$ " x 1" x 1"

### HARDWARE

- (10) #10 x  $2\frac{1}{2}$ " Stainless Steel Screws
- (8)  $2\frac{1}{2}$ " Pocket Screws
- (8) Pocket Screw Plugs
- (8) 3d Galvanized Nails
- (4)  $\frac{3}{8}$ " Wood plugs,  $\frac{5}{16}$ " long

## PATIO SIDE TABLE CONSTRUCTION VIEW

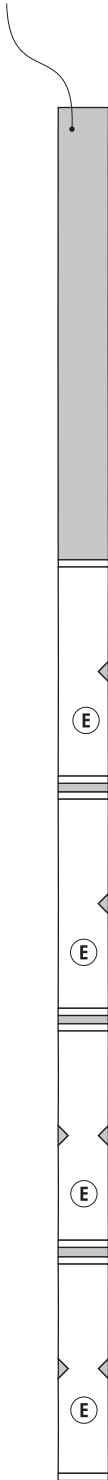


Joinery details can be found in the Patio Set article of issue 277 of Workbench Magazine (Pages 28-37)

## CUTTING DIAGRAM

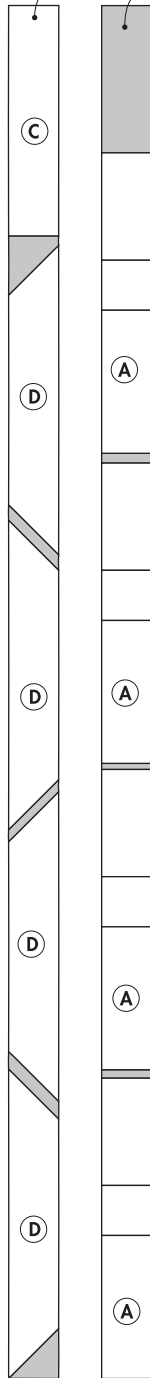
### 1 1/16"-Thick Cedar Decking

(1 1/16" x 3 1/2" x 96") Qty. 1

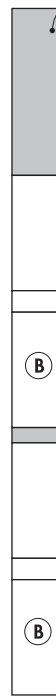


### 2x Cedar

Cedar Lumber  
(1 1/2" x 3 1/2" x 96") Qty 2



Cedar Lumber  
(1 1/2" x 3 1/2" x 48") Qty. 1



### 1x Cedar

Cedar Lumber  
(3/4" x 7 1/2" x 12") Qty. 1

