



Thank You!

You have successfully downloaded your document from Workbenchmagazine.com. Below are some tips for Trouble-Free Printing

- 1)** Clear printer memory. If you are unable to print this document, turn off your printer for at least 15 seconds and try again.

- 2)** Print two or three pages at a time. If clearing the printer memory didn't help, try printing only two or three pages at one time, rather than sending the entire file

- 3)** If a document is required to be at an accurate scale set the page scaling option to "none" in your printer settings.

- 4)** Get advanced printer help. Visit Adobe Support for instructions in troubleshooting common printer problems.

<http://www.adobe.com/support/techdocs/316508.html>

MATERIAL AND HARDWARE LIST

STORAGE CENTER PANELS

A (26) Panel Core Pcs. (2x stock)	1 1/2" x 3 1/2" x 120 lin. ft.*
B (2) Tower Side Skins (pegboard)	1/4" x 18" x 72"
C (2) Tower Side Skins (hardboard)	1/4" x 18" x 72"
D (2) Tower Back Skins (hardboard)	1/4" x 22" x 72"
E (2) Center Wall Skins (hardboard)	1/4" x 48" x 72"
F (1) End Wall Skin (pegboard)	1/4" x 22" x 72"
G (1) End Wall Skin (hardboard)	1/4" x 22" x 72"
H (16) Panel Edging (maple)	3/4" x 2" x 63 lin. ft.*

N (11) Shelf Edging (maple)	3/4" x 2" x 35 lin. ft.*
O (12) Shelf Cleats (maple)	1/2" x 3/4", cut to fit

WORKTABLE

P (6) Worktable Core Pcs. (2x stock)	1 1/2" x 1 1/2" x 15 lin. ft.*
Q (2) Worktable Skins (hardboard)	1/4" x 23 1/4" x 46 1/2"
R (3) Worktable Edging (maple)	3/4" x 2" x 8 lin. ft.*
S (3) Worktable Cleats (maple)	1/2" x 3/4", cut to fit

* Includes extra material for trimming to size


FIXED & ADJUSTABLE SHELVES

I (44) Shelf Core Pcs. (2x stock)	1 1/2" x 1 1/2" x 168 lin. ft.*
J (4) Tower Fixed Shelf Skins (hardboard)	1/4" x 15 1/4" x 22"
K (6) Tower Adj. Shelf Skins (hardboard)	1/4" x 15 1/4" x 21 7/8"
L (6) Back/Front Fixed Shelf Skins (hardboard)	1/4" x 9 1/4" x 48"
M (6) Back/Front Adj. Shelf Skins (hardboard)	1/4" x 9 1/4" x 47 7/8"

HARDWARE


- (36) #10 x 3" Round Washer Head Screws
- (32) #8 x 1 1/2" Fh Woodscrews
- (6) Levelling Glides w/T-nuts (sold as packages of 4, T-nuts included)
- 1" Brads

CUTTING DIAGRAM




1/4" Hardboard - 48" x 96" (Qty: 7, see pages 2, 3, and 4)

CUTTING DIAGRAM



¼" Hardboard - 48" x 96"




¼" Hardboard - 48" x 96"

CUTTING DIAGRAM




1/4" Hardboard - 48" x 96"




1/4" Hardboard - 48" x 96"

CUTTING DIAGRAM


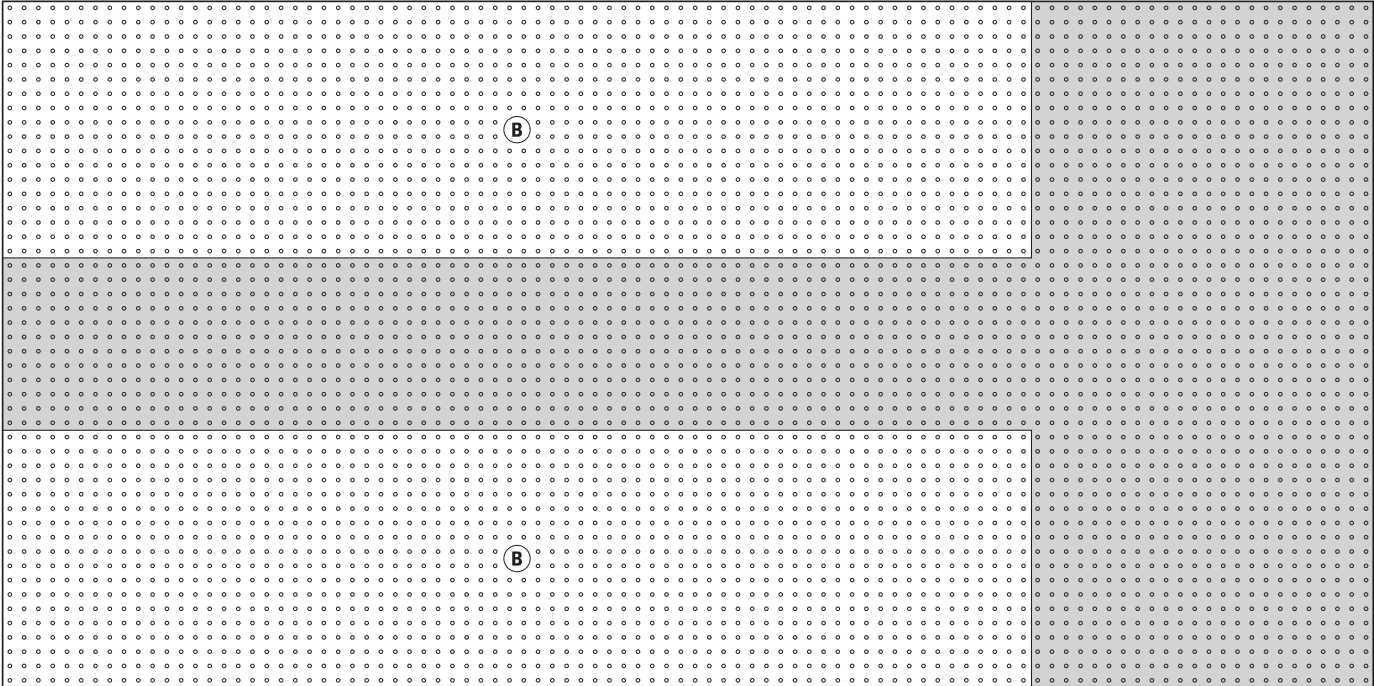


¼" Pegboard - 48" x 96"



¼" Pegboard - 48" x 96"

CUTTING DIAGRAM



1/4" Pegboard - 48" x 96" (Qty: 2)