



Thank You!

You have successfully downloaded your document from Workbenchmagazine.com. Below are some tips for Trouble-Free Printing

- 1)** Clear printer memory. If you are unable to print this document, turn off your printer for at least 15 seconds and try again.

- 2)** Print two or three pages at a time. If clearing the printer memory didn't help, try printing only two or three pages at one time, rather than sending the entire file

- 3)** If a document is required to be at an accurate scale set the page scaling option to "none" in your printer settings.

- 4)** Get advanced printer help. Visit Adobe Support for instructions in troubleshooting common printer problems.

<http://www.adobe.com/support/techdocs/316508.html>

MATERIALS LIST



CASE

- A (2) Sides (MDF) $\frac{3}{4}$ " x $20\frac{1}{2}$ " x $25\frac{3}{16}$ "
- B (2) Top/Bottom (MDF) $\frac{3}{4}$ " x $20\frac{1}{4}$ " x $38\frac{15}{16}$ "
- C (1) Back (hardboard) $\frac{1}{4}$ " x $25\frac{3}{16}$ " x $39\frac{7}{16}$ "
- D (2) Dividers (MDF) $\frac{3}{4}$ " x $20\frac{1}{4}$ " x $24\frac{3}{16}$ "

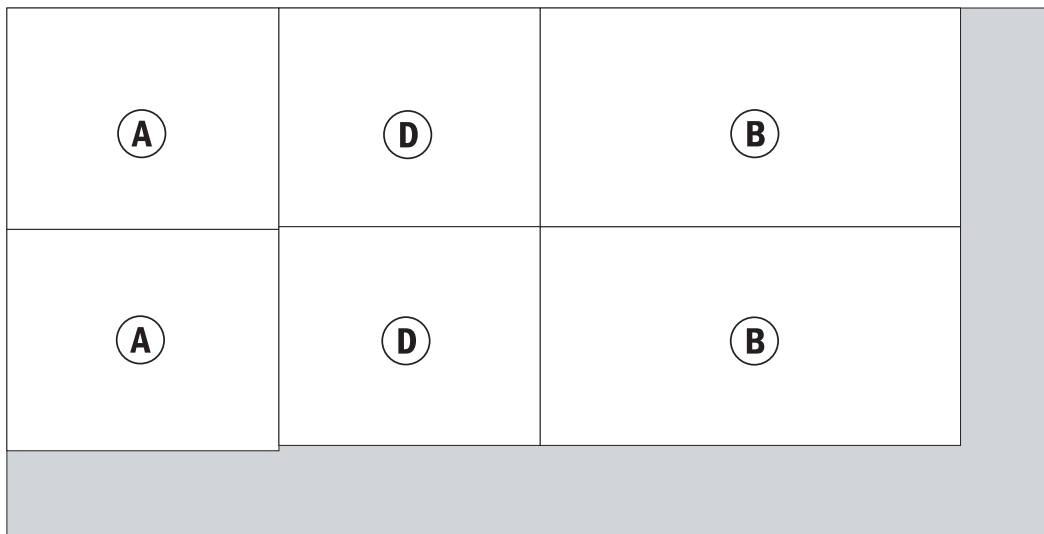
BINS

- E (6) Fronts/Backs (MDF) $\frac{3}{4}$ " x $10\frac{5}{16}$ " x 23"
- F (6) Tray Bottoms (MDF) $\frac{3}{4}$ " x $10\frac{5}{16}$ " x 18"
- G(12) Side Rails (maple) $\frac{3}{4}$ " x 2" x 19"
- H (3) False Fronts (MDF) $\frac{3}{4}$ " x $12\frac{3}{16}$ " x $23\frac{9}{16}$ "

HARDWARE

- (84) #8 x 2" Fh Sheet Metal Screws
- (60) #8 x $1\frac{1}{4}$ " Fh Sheet Metal Screws
- (30) 1" Wire Brads
- (3) 18" Full-Extension Drawer Slides

CUTTING DIAGRAM

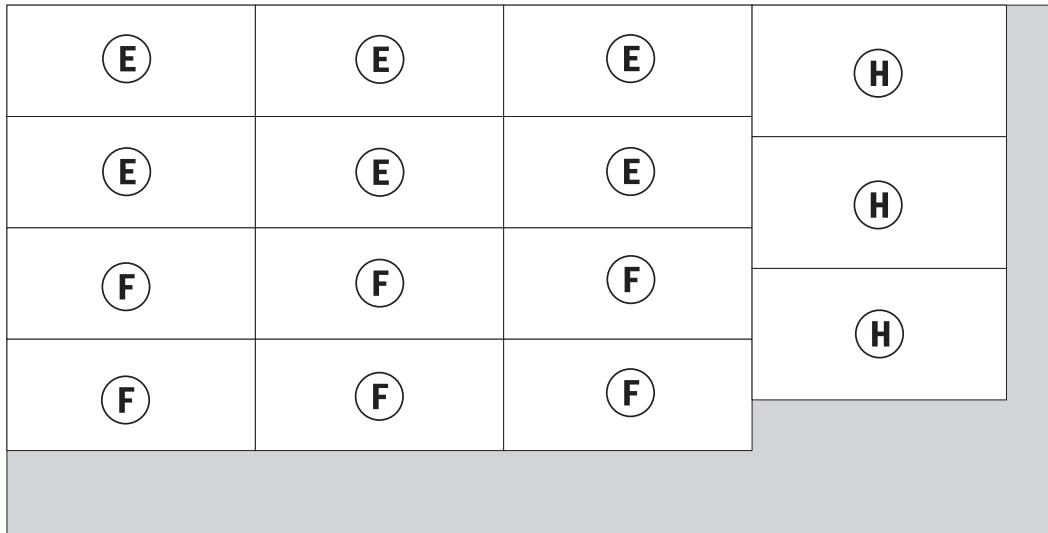


$\frac{3}{4}$ x 49 - 97" MDF


WORKBENCH TOOL STORAGE BINS

Issue 272 Volume 58 Number 3

April/June 2002



$\frac{3}{4}$ x 49 - 97" MDF



$\frac{3}{4}$ x 7 - 96" Hard Maple