



# Thank You!

---

**You have successfully downloaded your document from Workbenchmagazine.com. Below are some tips for Trouble-Free Printing**

- 1)** Clear printer memory. If you are unable to print this document, turn off your printer for at least 15 seconds and try again.
  
- 2)** Print two or three pages at a time. If clearing the printer memory didn't help, try printing only two or three pages at one time, rather than sending the entire file
  
- 3)** If a document is required to be at an accurate scale set the page scaling option to "none" in your printer settings.
  
- 4)** Get advanced printer help. Visit Adobe Support for instructions in troubleshooting common printer problems.

<http://www.adobe.com/support/techdocs/316508.html>

## MATERIALS LIST FOR CHAIR & OTTOMAN




### MATERIALS LIST


|                     |              |                     |              |
|---------------------|--------------|---------------------|--------------|
| A (2) Front Legs    | 1½ x 3½ -22  | M (1) Seat Slats    | ¾ x 3½ -22   |
| B (2) Back Legs     | ¾ x 7¼ -38   | N (1) Bk. Seat Slat | ¾ x 3¼ -22   |
| C (1) Front Skirt   | 3¼ x 5½ -22  | O (2) 2x4 Legs      | 1½ x 3½ -15½ |
| D (1) Lwr Bk Supt   | 1½ x 3½ -20½ | P (2) Front Legs    | ¾ x 7¼ -24   |
| E (2) Corner Blocks | 1½ x 3½ -3½  | Q (1) Front Skirt   | ¾ x 3½ -20½  |
| F (2) Arms          | ¾ x 5½ -28   | R (5) Slats         | ¾ x 3½ -22   |
| G (1) Mid. Bk. Spt. | ¾ x 5 -30    | S (1) Top Slat      | ¾ x 1½ -22   |
| H (1) Up. Bk. Spt.  | ¾ x 3½ -21   |                     |              |
| I (1) Center Slat   | ¾ x 3½ -33   |                     |              |
| J (2) Inner Slats   | ¾ x 3½ -32½  |                     |              |
| K (2) Outer Slats   | ¾ x 3½ -30¾  |                     |              |
| L (2) Brackets      | ¾ x 3 -8     |                     |              |

## CUTTING DIAGRAM

1 x 8 - 96




1 x 8 - 96



1 x 6 - 96




2 x 4 - 96



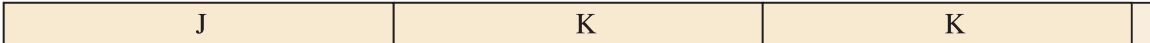
2 x 4 - 96




1 x 4 - 96



1 x 4 - 96



1 x 4 - 96



1 x 4 - 96



1 x 4 - 96



## MATERIALS LIST FOR CHAIR & TABLE



### MATERIALS LIST


- A (4) Legs  $1\frac{1}{2}$ " x  $3\frac{1}{2}$ " -16"
- B (2) Side Aprons  $\frac{3}{4}$ " x  $3\frac{1}{2}$ " -19"
- C (2) End Aprons  $\frac{3}{4}$ " x  $3\frac{1}{2}$ " -14 $\frac{1}{2}$ "
- D (1) Center Strch.  $\frac{3}{4}$ " x  $3\frac{1}{2}$ " -13"
- E (2) Outer Slats  $\frac{3}{4}$ " x  $3\frac{1}{2}$ " -27"
- F (1) Center Slat  $\frac{3}{4}$ " x  $3\frac{1}{2}$ " -30"
- G (2) Inner Slats  $\frac{3}{4}$ " x  $3\frac{1}{2}$ " -29 $\frac{1}{4}$ "

## CUTTING DIAGRAM

2 x 4 - 96



1 x 4 - 96



1 x 4 - 96



1 x 4 - 96

