



Thank You!


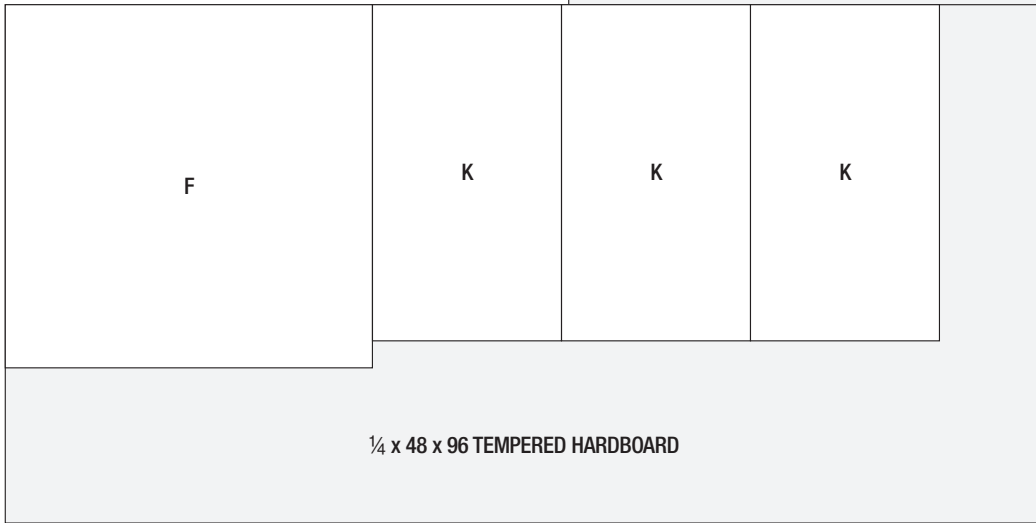
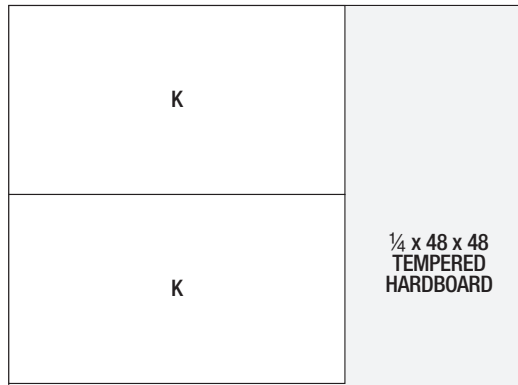
You have successfully downloaded your document from Workbenchmagazine.com. Below are some tips for Trouble-Free Printing

- 1)** Clear printer memory. If you are unable to print this document, turn off your printer for at least 15 seconds and try again.
- 2)** Print two or three pages at a time. If clearing the printer memory didn't help, try printing only two or three pages at one time, rather than sending the entire file
- 3)** If a document is required to be at an accurate scale set the page scaling option to "none" in your printer settings.
- 4)** Get advanced printer help. Visit Adobe Support for instructions in troubleshooting common printer problems.

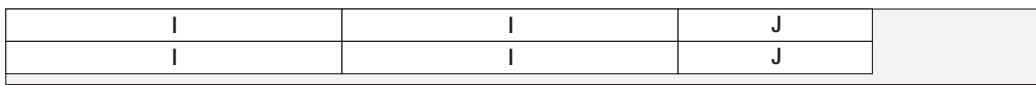
<http://www.adobe.com/support/techdocs/316508.html>

MATERIALS LIST: BASE CABINET


- A SIDE (2) 1/4 x 20 x 34 BALTIC BIRCH PLYWOOD
- B TOP/BOTTOM (2) 1/4 x 19 3/4 x 33 1/2 BB PLYWOOD
- C STRETCHERS (4) 3/4 x 3 x 32 5/8 MAPLE
- D TRAY RUNNER (4) 1/4 x 32 5/8 x 3/4 BB PLYWOOD
- E CASTER PLATFORM (1) 1/4 x 20 1/2 x 34 1/2 BB PLYWOOD
- F BACK PANEL (1) 1/4 x 33 5/8 x 34 TEMP. HARDBOARD
- G TRIM STRETCHER (1) 3/4 x 1/4 x 32 5/8 MAPLE
- H TRAY STOP (2) 1/4 x 5/8 x 1 1/8 BB PLYWOOD
- I SHALLOW DRAWER FRONT/BACK (4) 1/2 x 3 x 31 1/8 MAPLE
- J SHALLOW DRAWER SIDE (4) 1/2 x 3 x 18 MAPLE
- K DRAWER BOTTOM (5) 1/4 x 17 1/2 x 31 1/8 TEMP. HARDBOARD
- L SHALLOW DRAWER FALSE FRONT (2) 1/4 x 3 3/8 x 32 1/2 BB PLYWOOD
- M DEEP DRAWER FRONT/BACKS (6) 1/2 x 6 x 31 1/8 MAPLE
- N DEEP DRAWER SIDE (6) 1/2 x 6 x 18 MAPLE
- O DEEP DRAWER FALSE FRONT (3) 1/4 x 6 1/4 x 32 1/2 BB PLYWOOD
- P TRAY BOTTOM (2) 1/4 x 16 3/8 x 16 BB PLYWOOD
- Q TRAY SIDE (4) 1/4 x 1 7/8 x 16 BB PLYWOOD
- R TRAY FRONT (2) 1/4 x 17 5/8 x 1 7/8 BB PLYWOOD
- S TRAY BACK (2) 1/4 x 1 1/4 x 16 3/8 BB PLYWOOD
- II WING PANEL (2) 1/4 x 18 x 23 1/8 BB PLYWOOD
- JJ WING RAIL (2) 1/4 x 18 x 2 1/4 BB PLYWOOD
- KK WING STILE (4) 3/4 x 1 3/4 x 22 5/8 MAPLE



1/4 x 7 x 96 MAPLE @ 4 BD. FT. G



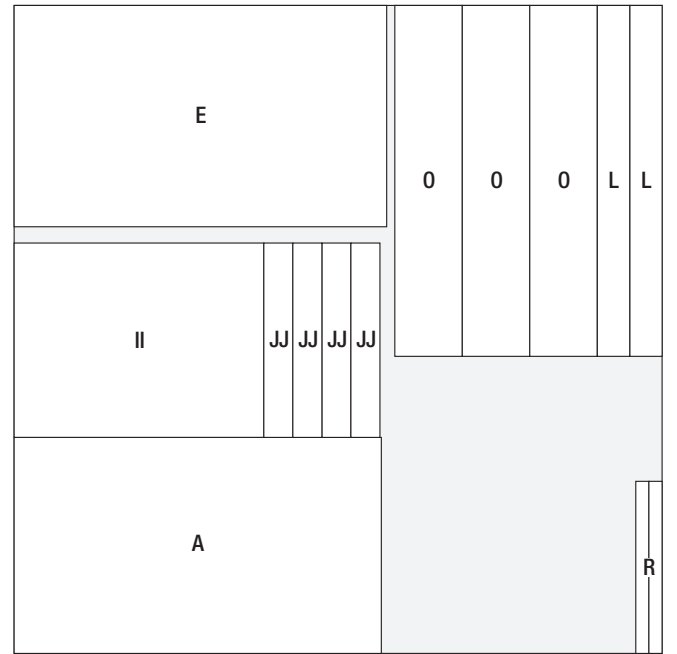
1/4 x 7 x 96 MAPLE @ 4 BD. FT.



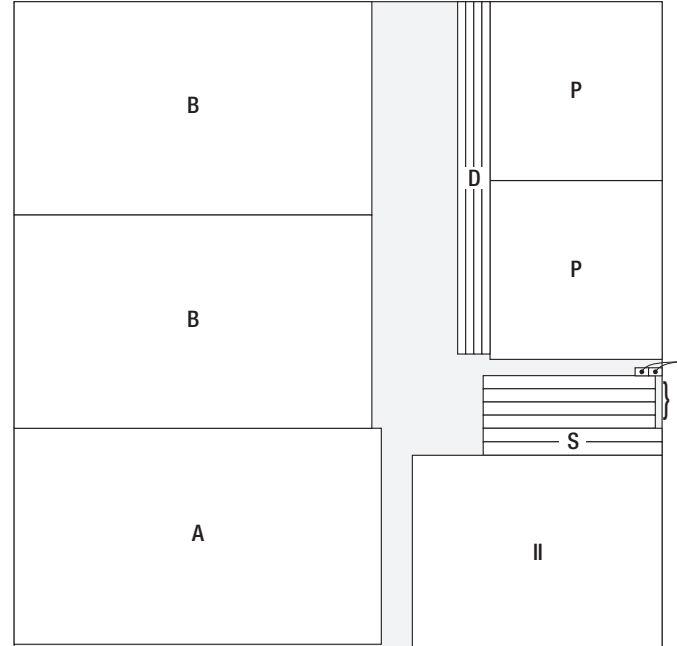
1/4 x 7 x 96 MAPLE @ 4 BD. FT. (3 BOARDS)



1/4 x 7 1/2 x 96 MAPLE @ 5 BD. FT.



1 1/16 x 60 x 60 BALTIC BIRCH PLYWOOD




1 1/16 x 60 x 60 BALTIC BIRCH PLYWOOD

DEPARTMENT:	PROJECT TITLE:	PLAN NO.:	PAGE NO.:
WORKBENCH	ROLLING TOOL BOX		1-2

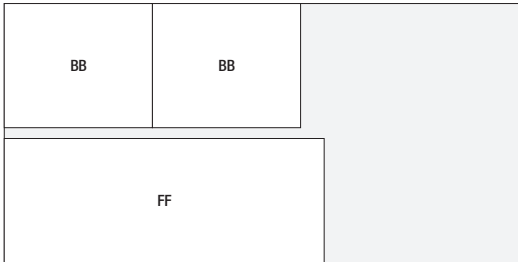
MATERIALS LIST FOR TOOL BOX:

R CASE SIDE (2) $\frac{1}{16}$ x 14 x 11 $\frac{1}{16}$ BAL TIC BIRCH PLYWOOD
 S LID SIDE (2) $\frac{1}{16}$ x 14 x 2 $\frac{1}{16}$ BB PLYWOOD
 T SHELF (3) $\frac{1}{16}$ x 13 $\frac{3}{16}$ x 31 $\frac{5}{16}$ BB PLYWOOD
 U DIVIDER (1) $\frac{1}{16}$ X 13 $\frac{3}{16}$ x 3 $\frac{7}{16}$ BB PLYWOOD
 V BACK (1) $\frac{1}{16}$ x 32 $\frac{1}{2}$ x 11 $\frac{1}{16}$ BB PLYWOOD
 Y TOP (1) $\frac{1}{16}$ x 14 x 31 $\frac{5}{16}$ BB PLYWOOD
 CC TOP DRAWER FALSE FRONT (2) $\frac{1}{16}$ x 14 $\frac{1}{32}$ x 3 $\frac{3}{16}$ BB PLYWOOD
 GG BOTTOM DRAWER FALSE FRONT (1) $\frac{1}{16}$ x 31 x 3 $\frac{3}{16}$ BB PLYWOOD


X STRETCHER (3) $\frac{3}{4}$ x 1 $\frac{3}{4}$ x 31 $\frac{1}{2}$ MAPLE
 AA TOP DRAWER SIDE (4) $\frac{1}{2}$ x 3 x 12 MAPLE
 Z TOP DRAWER FRONT/BACK (4) $\frac{1}{2}$ x 3 x 13 $\frac{23}{32}$ MAPLE
 BB TOP DRAWER BOTTOM (2) $\frac{1}{4}$ x 11 $\frac{1}{2}$ x 13 $\frac{23}{32}$ TEMP. HARDBOARD
 EE BOTTOM DRAWER SIDE (2) $\frac{1}{2}$ x 3 x 12 MAPLE
 DD BOTTOM DRAWER FRONT/BACK (2) $\frac{1}{2}$ x 3 x 29 $\frac{5}{16}$ MAPLE
 FF BOTTOM DRAWER BOTTOM (1) $\frac{1}{4}$ x 11 $\frac{1}{2}$ x 29 $\frac{5}{16}$ TEMP. HARDBOARD



$\frac{3}{4}$ x 6 x 36 MAPLE



$\frac{1}{4}$ x 24 x 48 TEMP. HARDBOARD



$\frac{1}{2}$ x 7 x 96 MAPLE



$\frac{3}{4}$ x 60 x 60 BAL TIC BIRCH PLYWOOD